




MANUAL ASSIST WALL MOUNT

EZ1/MS85/ML209



Take control of creative, presentation and collaboration work spaces. Salamander's simple and highly functional EZ-Touch wall mount offer superior ergonomics complimenting any touch screen display with improved productivity, unrivaled flexibility and lifetime value.

Designed for VESA compliant Interactive displays. EZ-Touch mounts behind your interactive display and delivers smooth, effortless and intuitive high-low transitions reliably.

- Adjustable counter-spring provides smooth, effortless and intuitive high-low transition
- Vertical range is 16 inches
- Compact design: hidden behind the screen
- Extremely reliable; tested to 60,000 cycles or 10 years of usage
- Fast and easy mounting
- No maintenance needed
- **Load Capacity:** 134-197 lbs (61-90 kg)
- Designed to support Microsoft 85" Surface Hub 2S

For • Para • Pour



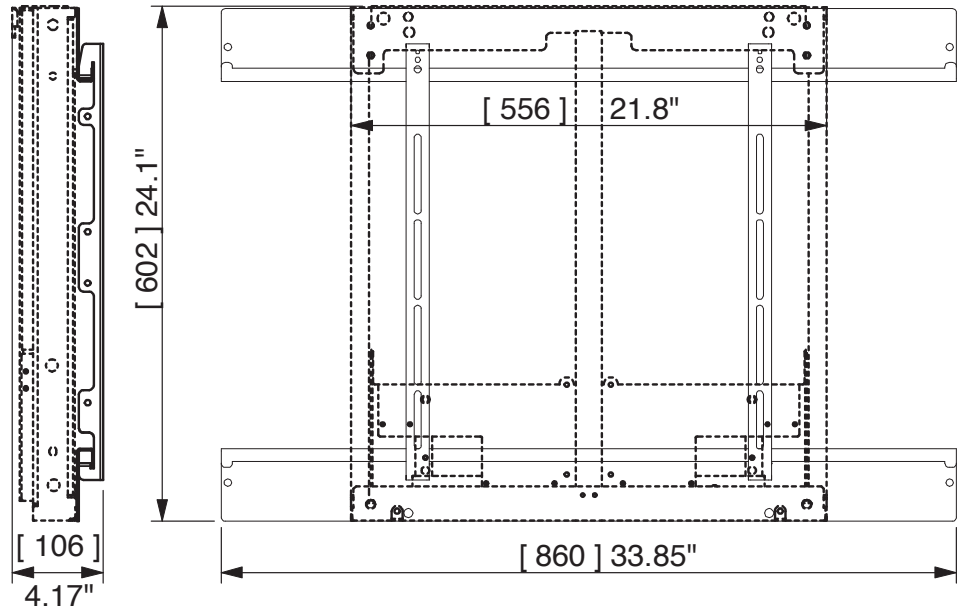


MANUAL ASSIST WALL MOUNT

EZ1/MS85/ML209

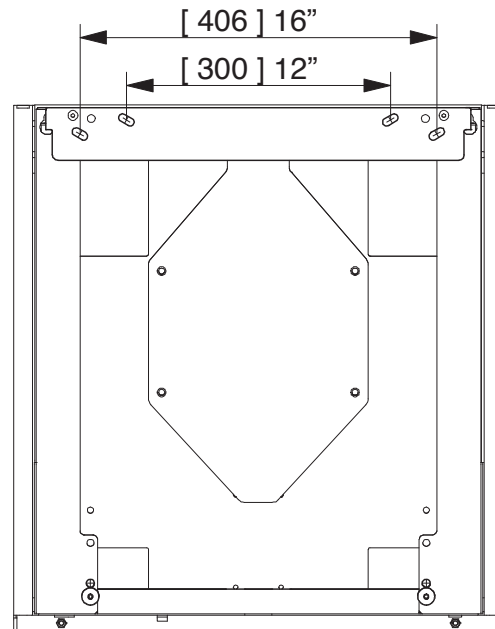


PRODUCT DIMENSIONS



WALL MOUNTING HOLE DIMENSIONS

Fasteners not included, select based on type of wall. Be sure wall structure is sufficient to handle load. Accommodates 5/16 inch (8 mm) fasteners.





MANUAL ASSIST WALL MOUNT

EZ1/MS85/ML209



PRODUCT SPECIFICATIONS	Metric (mm)	US/Imperial Inches	SHIPPING DIMENSIONS			
			BOX 1		BOX 2	
Width	558	22	610 mm	24 inch	127 mm	5 inch
Height	600	23.6	655 mm	25.75 inch	279 mm	11 inch
Screen Range of Travel	406	16				
Depth	74	2.9	95 mm	3.75 inch	76 mm	3 inch
Weight	22 kg	48.5 lbs	22.5 kg	49.5 lbs	26 kg	12 lbs
Load Capacity Range	61-90 kg	134-197 lbs				
UPC Number	634878215503					



VESA COMPLIANT MOUNT PATTERN

Horizontal - 200 x 800
 Vertical - 200 x 670

WALL FASTENING

Fasteners not included, select based on type of wall. Be sure wall structure is sufficient to handle load. Accommodates 5/16 inch (8 mm) fasteners.

